

EAST FORK CAMPGROUND



Elevation 7,700 ft.




FS ROAD 667 (EAST FORK RD.)



Down Steep

Pull-through sites for small rigs: 1,12,13,17,19,20,24,25
 Large pull-through sites 7,16
 Sites large rigs can fit: 7,8,10,16,26
 Campground mostly shady. Not great for solar.

Max. RV size 35 ft.
 17 Reservable Sites
 RECREATION.GOV
 No Group Sites
 Check in time 2 pm
 Check out time 12 pm

-  Vault Toilet
-  Potable Water (Hand Pump)
-  Campsites
-  Camp Host
-  Dumpster
-  Info & Site Registration